

PRICE SCHEDULES
OF
STANDARD LARGE
Westinghouse
MAZDA LAMPS



**FEBRUARY FIRST
NINETEEN TWENTY-SIX**

Subject to change without notice

**WESTINGHOUSE
LAMP COMPANY**
150 BROADWAY, NEW YORK
SALES OFFICES & WAREHOUSES
THROUGHOUT THE COUNTRY

WESTINGHOUSE LAMP COMPANY

FACTORIES:

Belleville, N. J.
Bloomfield, N. J.
Brooklyn, N. Y.

Milwaukee, Wis.
Trenton, N. J.
Indianapolis, Ind.

EXECUTIVE OFFICES:

WESTINGHOUSE BUILDING
150 Broadway, New York, N. Y.

DISTRICT SALES OFFICES:

ATLANTA, GA.....	426 Marietta St.
BOSTON, MASS.....	Dean Building, 60 India St.
BUFFALO, N. Y.....	Ellicott Square
CHICAGO, ILL.....	Conway Building
CINCINNATI, OHIO..	Westinghouse Bldg., Third & Elm Sts.
CLEVELAND, OHIO.....	2209 Ashland Rd. S. E.
COLUMBUS, OHIO.....	Interurban Terminal Bldg.
DALLAS, TEXAS.....	504 Magnolia Bldg.
DETROIT, MICH.....	243 W. Congress St.
ERIE, PA.....	1013 State St.
KANSAS CITY, MO.....	2126 Wyandotte St.
LOS ANGELES, CAL.....	420 S. San Pedro St.
MEMPHIS, TENN.....	Exchange Bldg.
MILWAUKEE, WIS.....	425 East Waters St.
MINNEAPOLIS, MINN.....	2301 Kennedy St. N. E.
NEW ORLEANS, LA.....	225 North Peters St.
NEW YORK, N. Y.....	133 West 41st St.
PHILADELPHIA, PA....	Westinghouse Electric Bldg. 30th and Walnut Sts.
PITTSBURGH, PA.....	Chamber of Commerce Bldg.
SAN FRANCISCO, CAL.....	First National Bank Bldg.
SEATTLE, WASH.....	Alaska Bldg.
ST. LOUIS, MO.....	717 S. 12th St.
SYRACUSE, N. Y.....	705-706 Keith Bldg.
WASHINGTON, D. C.....	404 Wilkins Bldg.

For Canada

CANADIAN WESTINGHOUSE CO., LTD.

Hamilton, Ontario

For Other Parts of the World

WESTINGHOUSE ELECTRIC INTERNATIONAL
COMPANY

Incandescent Lamp Dept.
150 Broadway, New York, N. Y.

PRICE SCHEDULES OF STANDARD LARGE WESTINGHOUSE MAZDA LAMPS

TABLE OF CONTENTS

NEW STANDARD LINE	Pages
General Lighting Service.....	6
High Voltage Lighting Service.....	7
Country Home Lighting Service.....	8
Train Lighting Service.....	9
Colored and Flametint.....	34
<hr/>	
Country Home.....	21, 22
Decorative.....	10
Floodlighting.....	25
General Lighting Service.....	11-15
Locomotive Headlight and Cab.....	30
MAZDA C Daylight Lamps.....	16
Mine.....	17
Projection.....	23
Sign.....	20
Socket Extension.....	38
Special Lighting Service.....	17-19 & 35
Spotlight.....	24
Street Railway.....	26
Street Railway Headlight.....	26
Street Series.....	31-33
Train Lighting.....	27-29

FEBRUARY 1, 1926

(This book supersedes similar book, dated July 1, 1925)

Bold face type indicates latest additions and changes

Subject to change without notice

MAZDA

(Reg. U. S. Pat. Off.)

Not the Name of a Thing But the Mark of a Service

The trade-mark MAZDA on an incandescent lamp signifies that the Manufacturer of the lamp has had the advantage of the most recent findings of the Research Laboratories of the Licensor.

A MAZDA lamp is always the product of the latest and best methods of incandescent lamp making.

The filaments of all MAZDA lamps are at present made of tungsten. When any material more suitable for the purpose is discovered or developed, it will be used.

In a MAZDA B lamp the filament operates in a vacuum.

In a MAZDA C lamp the filament operates in an inert gas.

HOW TO ORDER LAMPS

All orders should specify whether MAZDA B, MAZDA C, Daylight MAZDA or White MAZDA lamps are desired and should give the following information:

1. **QUANTITY.**—Number of lamps desired. Purchasers will avoid delays and get best discount by ordering standard package quantities. See page 40.
2. **SIZE OF LAMPS.**—Specify wattage of multiple lamps and lumens of street series lamps.
3. **VOLTAGE.**—For multiple lamps.
AMPERES.—For series lamps.
4. **BULB.**—For example: A-19, S-19, G-25, T-8, PS-25, etc. The letter in the bulb designation indicates its shape and the figure its diameter in eighths of an inch. Thus an S-19 bulb is straight-sided and is $\frac{19}{8}$ or $2\frac{3}{8}$ inches in diameter. G indicates a round (globular), T a tubular, P and PS a pear-shape bulb. The letter "A" indicates the new standard line bulb shape with inside frost.
5. **FINISH OF BULB.**—Clear, white bowl, or all frosted.
6. **BASE.**—Medium screw or mogul screw.
7. **SERVICE.**—For example: Projection, Flood Lighting, Locomotive Headlight, etc.

INDEX

For convenient price reference all lamps are indexed by wattage in the back of this catalogue.

PRICE SCHEDULES

OF

STANDARD LARGE MAZDA LAMPS

NOTICE TO AGENTS AND PURCHASERS

Lamps in these Price Schedules are separated into two main divisions—the first comprising those for general lighting service—and the second those for special lighting services, such as sign, projection, etc. The relative demand for lamps in each of these divisions is indicated by the classification symbols (I, I-Spl., II, II-Spl., etc.) appearing on each page under the heading “Consignment Classification.” This grouping will serve as a guide to agents in determining the stocks of lamps necessary to enable them to properly supply the lamp demand. Lamps not carried in the manufacturer’s consigned stock in the custody of the agent, and for which there is only an occasional demand, may be obtained promptly from the serving agent or manufacturer.

The meanings of the classification symbols are as follows:

CLASSIFICATION SYMBOL I

These are the most popular lamps for general lighting service, and from this group a stock will be maintained in the custody of any agent handling retail, over-the-counter sales.

CLASSIFICATION SYMBOL I-SPECIAL

Lamps so classified are the most important lamps for special lighting services, such as country home, sign, projection, etc., and from this group a stock will be maintained in the custody of any agent having retail demand for any of these lamps.

CLASSIFICATION SYMBOL II & II-SPECIAL

Additional general lighting service lamps (II) and special lighting service lamps (II-Special) available for consignment to agents serving purchase contracts or having other proven demand for such lamps.

CLASSIFICATION SYMBOL III & III-SPECIAL

Further additional general lighting service (III) and special lighting service (III-Special) lamps available for the consigned stocks of Form B agents only, having proven demand for such lamps. These lamps are to be shipped by the Form B agent only on order direct to consumers.

CLASSIFICATION SYMBOL IV

Lamps of very infrequent demand carried in manufacturer’s warehouses for shipment by the manufacturer direct to purchasers at agent’s request.

GUIDE TO CONSIGNMENT OF MAZDA LAMPS

For use by Agents when requesting stocks required for proper service to Agents and Purchasers they serve

GENERAL LIGHTING SERVICE

110-115-120 Volts

GROUP I

Lamps maintained in the consigned stock for retail agents selling lamps for general lighting service, will be supplied from the following:

15 watt A-17	50 watt A-21
25 watt A-19	60 watt A-21
25 watt A-19	100 watt A-23
40 watt A-21	

Flametint

GROUP II

Lamps maintained in the consigned stock for Agents serving purchase contracts, requiring lamps for general lighting service, will be supplied from lamps in Group I and from the following:

15 watt S-17	Clear	75 watt PS-22	Clear
15 watt G-18½	Frosted	75 watt PS-22	White
15 watt D-10	Frosted	75 watt PS-22	Daylight
25 watt S-17	Clear	100 watt PS-25	Clear
25 watt S-17	Frosted	100 watt PS-25	White
25 watt G-18½	Frosted	100 watt PS-25	White Bowl
25 watt G-18½	Flametint	100 watt PS-25	Daylight
25 watt G-25	Frosted	150 watt PS-25	Clear
25 watt P-19	Clear	150 watt PS-25	White Bowl
25 watt P-19	Frosted	150 watt PS-25	Daylight
40 watt S-19	Clear	200 watt PS-30	Clear
40 watt S-19	Frosted	200 watt PS-30	White Bowl
40 watt G-25	Frosted	200 watt PS-30	Daylight
50 watt S-19	Clear	300 watt PS-35	Clear
50 watt P-19	Clear	300 watt PS-35	White Bowl
50 watt PS-20	Clear	300 watt PS-35	Daylight
50 watt PS-20	White	500 watt PS-40	Clear
60 watt S-21	Clear	500 watt PS-40	White Bowl

GROUP III

Form B Agents may carry in the consigned stock in their custody, in addition to such lamps as may be required from Groups I and II, such of the following lamps as are necessary. These lamps will be shipped by the Form

B Agents direct to Purchasers served either by them or by the retail agents they serve:

10 watt S-14	Clear	40 watt S-19	Colored
10 watt S-14	Colored	40 watt G-25	Flametint
15 watt A-17	Colored	50 watt A-21	Colored
15 watt A-17	Flametint	50 watt A-21	Flametint
15 watt S-17	Frosted	50 watt P-19	Colored
25 watt A-19	Colored	50 watt P-19	Flametint
25 watt S-17	Colored	50 watt PS-20	Daylight
25 watt G-25	Flametint	750 watt PS-52	Clear
40 watt A-21	Colored	1000 watt PS-52	Clear
40 watt A-21	Flametint		

Lamps in Group IV comprise all other lamps in the Price Schedules of Standard Large MAZDA lamps not given above, will be carried in Manufacturer's warehouses and will be shipped by the Manufacturer direct to Purchasers at Agent's request.

GUIDE TO CONSIGNMENT OF MAZDA LAMPS

For use by Agents when requesting stocks required for proper service to Agents and Purchasers they serve

SPECIAL LIGHTING SERVICE

GROUP I—SPECIAL

Lamps maintained in the consigned stock for retail agents known to be selling lamps for some special lighting service, will be supplied from the following lamps for such special service:

220,230,240,250 Volts	Sign	Country Home Lighting	Street Series
25 watt A-19 50 watt A-21 100 watt A-23	10 watt S-14, 115 Volt 25 watt P-19 Blue	15 watt A-17 25 watt A-19 50 watt A-21 100 watt A-23	None Train None Projection None
Mine	Street Railway		
None	None		

GROUP II—SPECIAL

Lamps maintained in the consigned stock for Agents serving purchase contracts, requiring lamps for some special lighting service, will be supplied from lamps in Group I Special and from the following, for such special service:

110, 115, 120 Volts	Sign	Country Home Lighting	Street Series
25 watt T-10 Clear	15 watt S-14 Blue 50 watt P-19 Blue	10 watt S-17 Clear 15 watt S-17 Clear 25 watt S-17 Clear 25 watt G-18½ Fr. 25 watt PS-16 Wh. 40 watt S-19 Clear 50 watt PS-20 Clear 50 watt PS-20 Wh. 75 watt PS-22 Clear 100 watt PS-25 Clear	600 lumens 6.6 amp. 800 lumens 6.6 amp. 1000 lumens 6.6 amp. 2500 lumens 6.6 amp. 4000 lumens 6.6 amp. 6000 lumens 6.6 amp. 4000 lumens 15 amp. 6000 lumens 20 amp. 10000 lumens 20 amp. 600 lumens 4, 5.5 & 7.5 amp. 800 lumens 4, 5.5 & 7.5 amp. 1000 lumens 4, 5.5 & 7.5 amp.
220,230,240,250 Volts	Floodlighting 250 watt G-30 500 watt G-40 Mine—275 Volts 50 watt P-19 Spotlight 100 watt P-25 Train None	Projection 250 watt T-14 500 watt T-20 1000 watt T-20	

GROUP III—SPECIAL


Form B Agents may carry in the consigned stock in their custody, in addition to such lamps as may be required from Group I-Special and II-Special, such of the following lamps for such special lighting service as may be necessary.

These lamps will be shipped by the Form B Agents direct to Purchasers served either by them or by the retail agents they serve:

Train	Spotlight	Street Railway	220,230,240,250 Volts
15 watt A-17, 30 Volts 15 watt A-17, 60 Volts 15 watt S-14, 33V. Cab 25 watt A-19, 30 Volts 25 watt A-19, 60 Volts 50 watt A-21, 30 Volts 50 watt A-21, 60 Volts 100 watt A-23, 30 Volts 100 watt A-23, 60 Volts 100 watt P-25 L.H. 32V 250 watt P-25, L.H. 32V.	250 watt G-30 400 watt G-30 Sign None	23 watt S-17 23 watt G-18½ 36 watt S-19 36 watt G-18½ 56 watt S-21 94 watt S-24½ 94 watt P-25 Country Home Lighting None	None Mine None Street Series None

Lamps in Group IV comprise all other lamps in the Price Schedules of Standard Large MAZDA Lamps not given above, will be carried in Manufacturer's warehouses and will be shipped by the Manufacturer direct to Purchasers at Agent's request.

NEW STANDARD LINE
GENERAL LIGHTING SERVICE
110, 115 AND 120 VOLTS



The following new lamps represent the latest development in incandescent lamp manufacture. Outstanding points of superiority over all other types are:

1. **EASILY CLEANED.** The frosting is on the inside and the bulb therefore does not gather dirt.
2. **BETTER LIGHTING.** Splendid diffusion is obtained with such small loss of light that these lamps are to be used in place of all clear as well as frosted lamps.
3. **STRONGER.** These lamps are much more rugged than the lamps they will supersede. Breakage will be appreciably less.
4. **ATTRACTIVE APPEARANCE.** The pearl-gray bulb is pleasing in appearance and harmonizes with any background color.
5. **SIMPLIFIED STOCKS.** Five types replace more than forty old types and sizes in the 115 volt class.

INSIDE FROSTED MAZDA LAMPS

Watts	Bulb	Screw Base	Std. Pkg. Qty.	Consignment Classification	List Price
25	A-19	Medium	120	I	\$0.27
40	A-21	Medium	120	I	.27
50	A-21	Medium	120	I	.29
60	A-21	Medium	120	I	.32
100	A-23	Medium	24	I	.45

The new 15 Watt A-17 lamp is shown on page 10.


NEW STANDARD LINE

HIGH VOLTAGE LIGHTING SERVICE

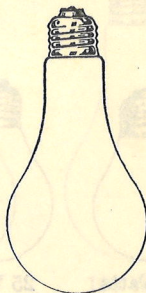
220, 230, 240 AND 250 VOLTS



25 Watts



50 Watts



100 Watts

The following new lamps represent the latest development in incandescent lamp manufacture. Outstanding points of superiority over all other types are:

1. **EASILY CLEANED.** The frosting is on the inside and the bulb therefore does not gather dirt.
2. **BETTER LIGHTING.** Splendid diffusion is obtained with such small loss of light that these lamps are to be used in place of all clear as well as frosted lamps.
3. **STRONGER.** These lamps are much more rugged than the lamps they will supersede. Breakage will be appreciably less.
4. **ATTRACTIVE APPEARANCE.** The pearl-gray bulb is pleasing in appearance and harmonizes with any background color.
5. **SIMPLIFIED STOCKS.**

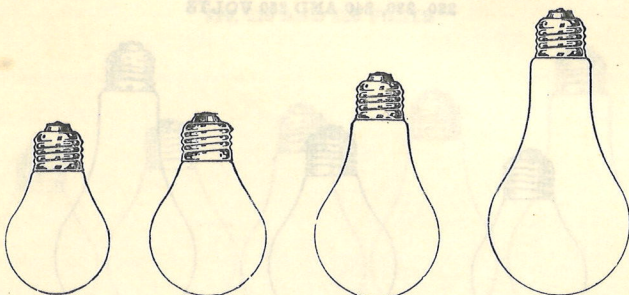
INSIDE FROSTED MAZDA LAMPS

Watts	Bulb	Screw Base	Std. Pkg. Qty.	Consignment Classification	List Price
25	A-19	Medium	120	I-Spl.	\$0.32
50	A-21	Medium	120	I-Spl.	.32
100	A-23	Medium	24	I-Spl.	.55

NEW STANDARD LINE

COUNTRY HOME LIGHTING SERVICE

28—32 VOLTS



15 Watts

25 Watts

50 Watts

100 Watts

The following new lamps represent the latest development in incandescent lamp manufacture. Outstanding points of superiority over all other types are:

1. **EASILY CLEANED.** The frosting is on the inside and the bulb therefore does not gather dirt.
2. **BETTER LIGHTING.** Splendid diffusion is obtained with such small loss of light that these lamps are to be used in place of all clear as well as frosted lamps.
3. **STRONGER.** These lamps are much more rugged than the lamps they will supersede. Breakage will be appreciably less.
4. **ATTRACTIVE APPEARANCE.** The pearl-gray bulb is pleasing in appearance and harmonizes with any background color.
5. **SIMPLIFIED STOCKS.**

INSIDE FROSTED MAZDA LAMPS

Watts	Bulb	Screw Base	Std. Pkg. Qty.	Consignment Classification	List Price
15	A-17	Medium	120	I-Spl.	\$0.35
25	A-19	Medium	120	I-Spl.	.35
50	A-21	Medium	120	I-Spl.	.40
100	A-23	Medium	60	I-Spl.	.50

Orders should specify "28-32 Volts" and "Country Home Lighting" to distinguish from train lighting lamps.

The prices on this schedule apply only to lamps which are designed for an average voltage, as determined by the Manufacturer, suitable for operation on 28-32 volt circuits, and do not apply to lamps ordered for individual voltages within this range.

NEW STANDARD LINE TRAIN LIGHTING SERVICE

30 TO 34 VOLTS
60 TO 65 VOLTS



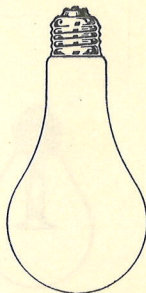
15 Watts



25 Watts



50 Watts



100 Watts

The following new lamps represent the latest development in incandescent lamp manufacture. Outstanding points of superiority over all other types are:

1. **EASILY CLEANED.** The frosting is on the inside and the bulb therefore does not gather dirt.
2. **BETTER LIGHTING.** Splendid diffusion is obtained with such small loss of light that these lamps are to be used in place of all clear as well as frosted lamps.
3. **STRONGER.** These lamps are much more rugged than the lamps they will supersede. Breakage will be appreciably less.
4. **ATTRACTIVE APPEARANCE.** The pearl-gray bulb is pleasing in appearance and harmonizes with any background color.
5. **SIMPLIFIED STOCKS.**

INSIDE FROSTED MAZDA LAMPS

Watts	Bulb	Screw Base	Std. Pkg. Qty.	Consignment Classification	List Price
15	A-17	Medium	120	III-Spl.	\$0.35
25	A-19	Medium	120	III-Spl.	.35
50	A-21	Medium	120	III-Spl.	.40
100	A-23	Medium	60	III-Spl.	.50

Orders should specify the individual voltage required and be marked "Train Lighting" to distinguish from country home lighting lamps.

**115 V.
DECORATIVE**

GENERAL LIGHTING SERVICE

110, 115 AND 120 VOLTS



A-Bulb



D-Bulb


DECORATIVE MAZDA LAMPS

Watts	Bulb	Screw Base	Std. Pkg. Qty.	Consig- ment Classifi- cation	List Price
15	A-17	Medium	120	I	\$0.27
15	D-10 All Fr.	Candelabra	60	II	.50

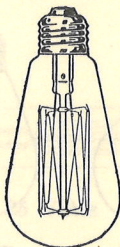
115 V.
B CLEAR

GENERAL LIGHTING SERVICE


110, 115 AND 120 VOLTS



S-Bulb
10 Watts



S-Bulb



P-Bulb

As quickly as manufacturing facilities and present stocks permit, these lamps will be superseded by the NEW STANDARD LINE lamps.

Watts	Bulb	Approx. Lumens	Std. Pkg. Qty.	Consignment Classification	List Price
-------	------	-------------------	----------------------	-------------------------------	---------------

MAZDA B LAMPS

10	S-14 Clear	70	120	III	\$0.27
15	S-17 Clear	130	120	II	.27
25	S-17 Clear	240	120	II	.27
40	S-19 Clear	410	120	II	.27
50	S-19 Clear	520	120	II	.27
60	S-21 Clear	620	120	II	.32

MAZDA B MILL TYPE LAMPS

These lamps are of a construction to give improved service under mechanical shock.


25	P-19 Clear	220	120	II	\$0.30
50	P-19 Clear	490	120	II	.30

These lamps are fitted with medium screw base


115 V.
FROSTED AND WHITE

GENERAL LIGHTING SERVICE

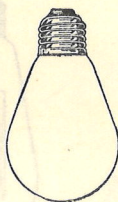
110, 115 AND 120 VOLTS



S-Bulb



G-Bulb



P-Bulb



PS-Bulb

As quickly as manufacturing facilities and present stocks permit, these lamps will be superseded by the NEW STANDARD LINE lamps.

Watts	Bulb	Screw Base	Std. Pkg. Qty.	Consignment Classification	List Price
-------	------	------------	----------------	----------------------------	------------

ALL FROSTED MAZDA B LAMPS

15	S-17	Frosted	Medium	120	III	\$0.32
25	S-17	Frosted	Medium	120	II	.32
40	S-19	Frosted	Medium	120	II	.32
25	P-19	Frosted	Medium	120	II	.35
15	G-18½	Frosted	Medium	120	II	.40
25	G-18½	Frosted	Medium	120	II	.40
25	G-25	Frosted	Medium	60	II	.50
40	G-25	Frosted	Medium	60	II	.50

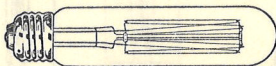
WHITE MAZDA C LAMPS

50	PS-20 White	Medium	60	II	\$0.40
75	PS-22 White	Medium	60	II	.50
100	PS-25 White	Medium	24	II	.50


115 V.
TUBULAR

GENERAL LIGHTING SERVICE

110, 115 AND 120 VOLTS



25 Watts



40 Watts

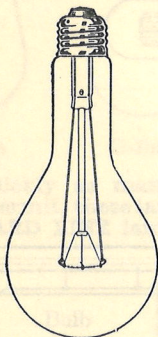
TUBULAR CLEAR BULB MAZDA B LAMPS

Watts	Bulb	Screw Base	Std. Pkg. Qty.	Consignment Classification	List Price
25	T-10 Clear	Medium	60	II-Spl.	\$0.45
40	T-8 Clear	Medium	24	IV	1.15

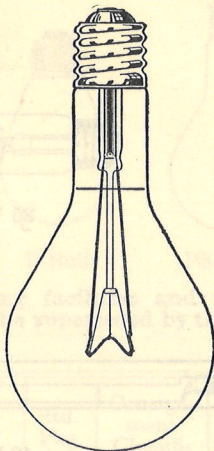
115 V.
C CLEAR

GENERAL LIGHTING SERVICE

110, 115 AND 120 VOLTS



100 and 150 Watts



300 Watts

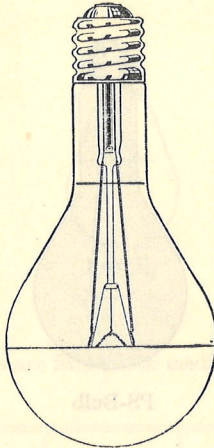
MAZDA C LAMPS

Watts	Bulb	Approx. Lumens	Screw Base	Std. Pkg. Qty.	Consignment Classification	List Price
*50	PS-20 Clear	540	Medium	60	II	\$0.40
*75	PS-22 Clear	940	Medium	60	II	.45
*100	PS-25 Clear	1350	Medium	24	II	.45
150	PS-25 Clear	2300	Medium	24	II	.60
200	PS-30 Clear	3200	Medium	24	II	.80
300	PS-35 Clear	5200	Mogul	24	II	1.25
500	PS-40 Clear	9400	Mogul	12	II	2.00
750	PS-52 Clear	15000	Mogul	8	III	3.50
1000	PS-52 Clear	21000	Mogul	8	III	3.75

*As quickly as manufacturing facilities and present stocks permit, these lamps will be superseded by the NEW STANDARD LINE lamps.

GENERAL LIGHTING SERVICE

110, 115 AND 120 VOLTS



300 Watts

WHITE BOWL MAZDA C LAMPS

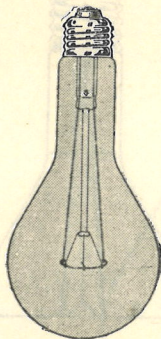
Watts	Bulb	Screw Base	Std. Pkg. Qty.	Consignment Classification	List Price
*100	PS-25 White Bowl	Medium	24	II	\$0.50
150	PS-25 White Bowl	Medium	24	II	.65
200	PS-30 White Bowl	Medium	24	II	.85
300	PS-35 White Bowl	Mogul	24	II	1.35
500	PS-40 White Bowl	Mogul	12	II	2.15
750	PS-52 White Bowl	Mogul	8	IV	3.70
1000	PS-52 White Bowl	Mogul	8	IV	3.95

*As quickly as manufacturing facilities and present stocks permit, this lamp will be superseded by the NEW STANDARD LINE lamp.

115 V.
DAYLIGHT

GENERAL LIGHTING SERVICE

110, 115 AND 120 VOLTS



PS-Bulb

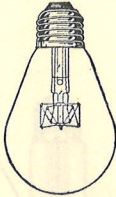
MAZDA C DAYLIGHT LAMPS

Watts	Bulb	Screw Base	Std. Pkg. Qty.	Consignment Classification	List Price
50	PS-20 Daylight	Medium	60	III	\$0.60
75	PS-22 Daylight	Medium	60	II	.65
100	PS-25 Daylight	Medium	24	II	.75
150	PS-25 Daylight	Medium	24	II	1.00
200	PS-30 Daylight	Medium	24	II	1.30
300	PS-35 Daylight	Mogul	24	II	1.85
500	PS-40 Daylight	Mogul	12	IV	2.85

MAZDA C Daylight lamps have bulbs made of special blue glass to produce light approximating average daylight quality.

230 V. B CLEAR
275 V. MINE

SPECIAL LIGHTING SERVICE



P-Bulb

These lamps are fitted with medium screw base

Watts	Bulb	Approx. Lumens	Std. Pkg. Qty.	Consign- ment Classifi- cation	List Price
-------	------	-------------------	----------------------	---	---------------

MAZDA B LAMP 220, 230, 240 AND 250 VOLTS

*25	P-19 Clear	185	120	II-Spl.	\$0.32
*50	P-19 Clear	430	120	II-Spl.	.32

MAZDA B LAMP—MINE LIGHTING SERVICE 275 VOLTS

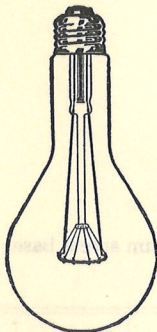
50	P-19 Clear	—	120	II-Spl.	\$0.47
----	------------	---	-----	---------	--------

*As quickly as manufacturing facilities and present stocks permit, these lamps will be superseded by the NEW STANDARD LINE lamps.

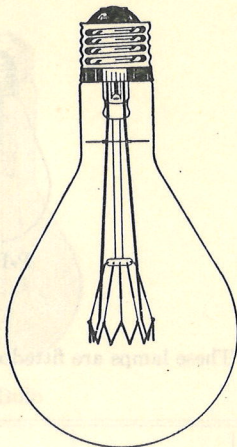
230 V.
C CLEAR

SPECIAL LIGHTING SERVICE

220, 230, 240 AND 250 VOLTS



100 Watts



500 Watts

Watts	Bulb	Approx. Lumens	Std. Pkg. Qty.	Consig- ment Classifi- cation	List Price
-------	------	-------------------	----------------------	--	---------------

MAZDA C LAMPS—MEDIUM SCREW BASE

*100	PS-25 Clear	1050	24	II-Spl.	\$0.55
200	PS-30 Clear	2600	24	II-Spl.	1.00

MAZDA C LAMPS—MOGUL SCREW BASE

300	PS-35 Clear	4300	24	II-Spl.	\$1.50
500	PS-40 Clear	8200	12	II-Spl.	2.40
†750	PS-52 Clear	13000	8	IV	4.00
†1000	PS-52 Clear	18000	8	IV	4.50

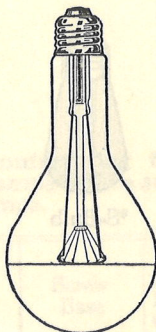
*As quickly as manufacturing facilities and present stocks permit, this lamp will be superseded by the NEW STANDARD LINE lamp.

†These lamps are designed for base up burning position. Lamps ordered for base down burning position may be supplied at same price.

230 V.
WHITE BOWL

SPECIAL LIGHTING SERVICE

220, 230, 240 AND 250 VOLTS



100 Watts

WHITE BOWL MAZDA C LAMPS

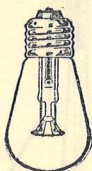
Watts	Bulb	Screw Base	Std. Pkg. Qty.	Consignment Classification	List Price
*100	PS-25 White Bowl	Medium	24	II-Spl.	\$0.60
200	PS-30 White Bowl	Medium	24	II-Spl.	1.10
300	PS-35 White Bowl	Mogul	24	II-Spl.	1.60
500	PS-40 White Bowl	Mogul	12	II-Spl.	2.55
†750	PS-52 White Bowl	Mogul	8	IV	4.25
†1000	PS-52 White Bowl	Mogul	8	IV	4.75

*As quickly as manufacturing facilities and present stocks permit, this lamp will be superseded by the NEW STANDARD LINE lamp.

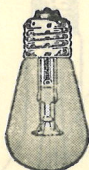
†These lamps are designed for base up burning position. Lamps ordered for base down burning position may be supplied at same price.

SPECIAL LIGHTING SERVICE

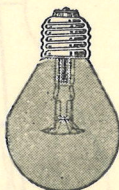
110, 115 AND 120 VOLTS



S-Bulb



*S-Bulb

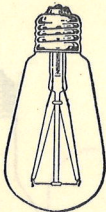



*P-Bulb

MAZDA B LAMPS

Watts	Bulb	Screw Base	Std. Pkg. Qty.	Consignment Classification	List Price
10	S-14 Clear	Medium	120	I-Spl.	\$0.27
15	*S-14 Blue	Medium	120	II-Spl.	.37
25	*P-19 Blue	Medium	120	I-Spl.	.45
50	*P-19 Blue	Medium	120	II-Spl.	.45

*The bulb is of special light blue glass to give a whiter light than the ordinary clear bulb lamp. When blue sign lamps are ordered the above will be supplied; if coated lamps are desired, orders should so specify.

SPECIAL LIGHTING SERVICE**28—32 VOLTS****S-Bulb****G-Bulb**

As quickly as manufacturing facilities and present stocks permit, these lamps will be superseded by the **NEW STANDARD LINE** lamps.

Watts	Bulb	Screw Base	Std. Pkg. Qty.	Consignment Classification	List Price
-------	------	------------	----------------	----------------------------	------------

CLEAR MAZDA B LAMPS

10	S-17	Clear	Medium	120	II-Spl.	\$0.27
15	S-17	Clear	Medium	120	II-Spl.	.27
25	S-17	Clear	Medium	120	II-Spl.	.27
40	S-19	Clear	Medium	120	II-Spl.	.27

ALL FROSTED MAZDA B LAMP

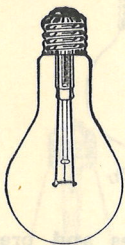
25	G-18½	Frosted	Medium	120	II-Spl.	\$0.40
----	-------	---------	--------	-----	----------------	--------

Orders should specify "28-32 Volts" and "Country Home Lighting" to distinguish from train lighting lamps.

The prices on this schedule apply only to lamps which are designed for an average voltage, as determined by the Manufacturer, suitable for operation on 28-32 volt circuits, and do not apply to lamps ordered for individual voltages within this range.

SPECIAL LIGHTING SERVICE

28—32 VOLTS



PS-Clear Bulb



White PS-16 Bulb



White PS-20 Bulb

As quickly as manufacturing facilities and present stocks permit, these lamps will be superseded by the **NEW STANDARD LINE** lamps.

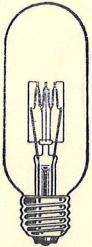
MAZDA C LAMPS

Watts	Bulb	Screw Base	Std. Pkg. Qty.	Consignment Classification	List Price
15	PS-16 White	Medium	120	IV	\$0.40
25	PS-16 White	Medium	120	II-Spl.	.40
50	PS-20 White	Medium	60	II-Spl.	.40
50	PS-20 Clear	Medium	60	II-Spl.	.40
75	PS-22 Clear	Medium	60	II-Spl.	.50
100	PS-25 Clear	Medium	24	II-Spl.	.60

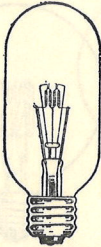
Orders should specify "28-32 Volts" and "Country Home Lighting" to distinguish from train lighting lamps.

The prices on this schedule apply only to lamps which are designed for an average voltage, as determined by the Manufacturer, suitable for operation on 28-32 volt circuits, and do not apply to lamps ordered for individual voltages within this range.

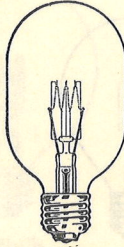
SPECIAL LIGHTING SERVICE



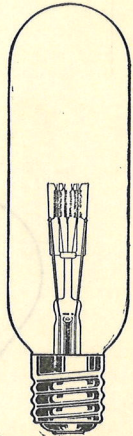
250 Watts



300 Watts



500 Watts



1000 Watts

Watts	Bulb	Screw Base	Light Center Length Inches	Std. Pkg. Qty.	Consignment Classification	List Price
-------	------	------------	----------------------------	----------------	----------------------------	------------

MAZDA C LAMP 28—32 VOLTS

*300	T-16	Medium	3	12	IV	\$2.75
------	------	--------	---	----	----	--------

MAZDA C LAMPS 110, 115 AND 120 VOLTS

250	T-14	Medium	3	24	II-Spl.	\$1.65
†500	T-20	Medium	3	6	II-Spl.	3.00
1000	T-20	Mogul	4¾	6	II-Spl.	6.50

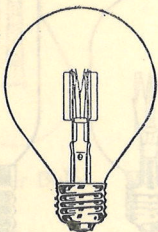
*The price of this lamp applies to a lamp which is designed for an average voltage, as determined by the Manufacturer, suitable for operation on 28-32 Volt circuits, and does not apply to lamps ordered for individual voltages within this range.

† Maximum overall length 5½ inches. Medium screw skirted base can be supplied at the same price with a light center length of 3¾ inches and a maximum overall length of 6¼ inches.

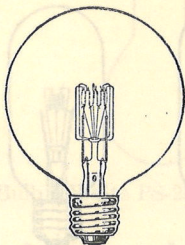
These lamps must burn base down.

SPECIAL LIGHTING SERVICE

110, 115 AND 120 VOLTS



P-Bulb



G-Bulb

MAZDA C LAMPS

Watts	Bulb	Screw Base	Light Center Length Inches	Std. Pkg. Qty.	Consignment Classification	List Price
100	P-25	Medium	3	60	II-Spl.	\$1.00
250	G-30	†Medium	3	24	III-Spl.	1.75
400	G-30	†Medium	3	24	III-Spl.	3.00

† Mogul screw base can be supplied at same price with a light center length of $3\frac{3}{8}$ inches and a maximum overall length of $5\frac{1}{8}$ inches.

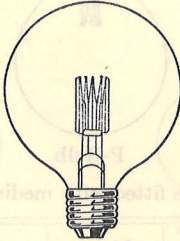
† Medium screw skirted base can be supplied at the same price with a light center length of $3\frac{3}{4}$ inches and a maximum overall length of $5\frac{1}{8}$ inches.

Orders for these lamps must specify for spotlight purposes.

These lamps can be burned in any position except within 45 degrees of vertically, base up.

SPECIAL LIGHTING SERVICE

110, 115 AND 120 VOLTS



G-Bulb

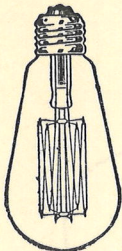
MAZDA C LAMPS

Watts	Bulb	Screw Base	Light Center Length Inches	Std. Pkg. Qty.	Consignment Classification	List Price
250	G-30	*Medium	3	24	II-Spl.	\$1.75
500	G-40	Mogul	4 $\frac{1}{4}$	12	II-Spl.	3.25

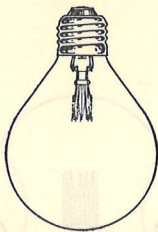
*Mogul screw base can be supplied at same price with a light center length of 3 $\frac{3}{8}$ inches and a maximum overall length of 5 $\frac{1}{8}$ inches.

Orders for these lamps must specify for floodlighting purposes.


These lamps can be burned in any position except within 45 degrees of vertically, base up.

SPECIAL LIGHTING SERVICE**105, 110, 115, 120, 125 AND 130 VOLTS**

S-Bulb



P-Bulb



G-Bulb

These lamps are fitted with medium screw base

Watts	Bulb	Light Center Length Inches	Std. Pkg. Qty.	Consig- ment Classifi- cation	List Price
-------	------	-------------------------------------	----------------------	--	---------------

MAZDA B LAMPS—STREET RAILWAY

23	S-17	Clear	120	III-Spl.	\$0.27
36	S-19	Clear	120	III-Spl.	.27
56	S-21	Clear	120	III-Spl.	.32
94	S-24½	Clear	60	III-Spl.	.85

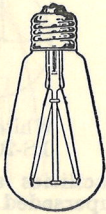
MAZDA B LAMPS—STREET RAILWAY HEADLIGHT

23	G-18½	Clear	2 ³ / ₁₆	120	III-Spl.	\$0.75
36	G-18½	Clear	2 ³ / ₁₆	120	III-Spl.	.75
56	P-25	Clear	2 ¹ / ₁₆	60	IV	.90
94	P-25	Clear	2 ¹ / ₁₆	60	III-Spl.	1.15

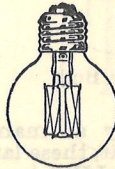
These prices apply only for lamps of the voltages given above.
 These lamps are for use 5 in series on 525, 550, 575, 600, 625 and 650
 volts.

SPECIAL LIGHTING SERVICE

30 TO 34 VOLTS



S-Bulb



G-Bulb

As quickly as manufacturing facilities and present stocks permit, these lamps will be superseded by the NEW STANDARD LINE lamps.

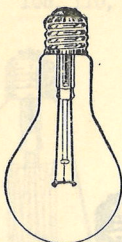
MAZDA B LAMPS

Watts	Bulb	Screw Base	Std. Pkg. Qty.	Consign-ment Classification	List Price
15	G-18½ Clear	Medium	120	IV	\$0.35
25	G-18½ Clear	Medium	120	IV	.35
25	S-17 Clear	Medium	120	IV	.27

Orders should specify the individual voltage and be marked "Train Lighting" to distinguish from country home lighting lamps.

SPECIAL LIGHTING SERVICE

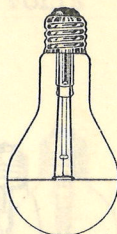
30 TO 34 VOLTS



PS-Clear Bulb



All Frosted
PS-16 Bulb



White Bowl
PS-20 Bulb

As quickly as manufacturing facilities and present stocks permit, these lamps will be superseded by the **NEW STANDARD LINE** lamps.

Watts	Bulb	Screw Base	Std. Pkg. Qty.	Consignment Classification	List Price
-------	------	------------	----------------	----------------------------	------------

CLEAR MAZDA C LAMPS

50	PS-20 Clear	Med.	60	IV	\$0.40
75	PS-22 Clear	Med.	60	IV	.50
100	PS-25 Clear	Med.	24	IV	.60

ALL FROSTED MAZDA C LAMPS

15	*PS-16 Frosted	Med.	120	IV	\$0.40
25	*PS-16 Frosted	Med.	120	IV	.40

WHITE BOWL MAZDA C LAMP

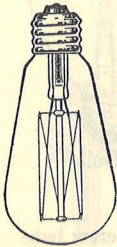
50	PS-20 White Bowl	Med.	60	IV	\$0.45
----	------------------	------	----	-----------	--------

*These lamps may be obtained in clear bulbs at the same price.

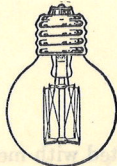
Orders should specify the individual voltage and be marked "Train Lighting" to distinguish from country home lighting lamps.

SPECIAL LIGHTING SERVICE

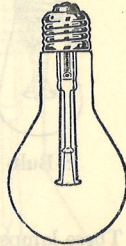
60 TO 65 VOLTS



S-Bulb



G-Bulb



PS-Bulb

As quickly as manufacturing facilities and present stocks permit, these lamps will be superseded by the NEW STANDARD LINE lamps.

Watts	Bulb	Screw Base	Std. Pkg. Qty.	Consignment Classification	List Price
-------	------	------------	----------------	----------------------------	------------

MAZDA B LAMPS

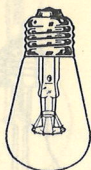
15	G-18½ Clear	Medium	120	IV	\$0.35
25	G-18½ Clear	Medium	120	IV	.35
25	S-17 Clear	Medium	120	IV	.27

MAZDA C LAMPS

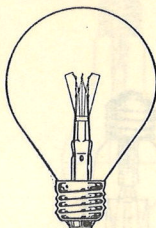
50	PS-20 Clear	Medium	60	IV	\$0.40
75	PS-22 Clear	Medium	60	IV	.50
100	PS-25 Clear	Medium	24	IV	.60

Orders should specify the individual voltage and be marked "Train Lighting."

SPECIAL LIGHTING SERVICE



S-Bulb



P-Bulb

These lamps are fitted with medium screw base

Watts	Bulb	Light Center Length Inches	Std. Pkg. Qty.	Consign- ment Classifi- cation	List Price
-------	------	-------------------------------------	----------------------	---	---------------

MAZDA B LAMPS—LOCOMOTIVE CAB LIGHTING SERVICE* 33 VOLTS

†15	S-14 Clear	—	120	III-Spl.	\$0.27
15	S-17 Clear	—	120	IV	.27

MAZDA C LAMPS—LOCOMOTIVE HEADLIGHT SERVICE 32 VOLTS

†100	P-25 Clear	3	60	III-Spl.	\$1.00
†250	¶P-25Clear	3	60	III-Spl.	1.75

*Orders should specify for locomotive cab lighting. 33 volts only.

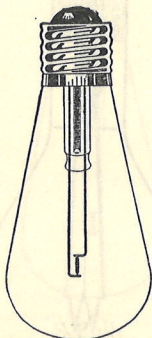
†This lamp will supersede the cab lighting lamp in S-17 bulb as soon as the demand for the S-14 bulb lamp justifies the change.

‡These lamps can be burned in any position except within 45 degrees of vertically, base up.

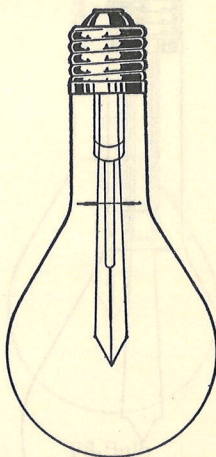
¶This lamp can be furnished in G-30 bulb with three inches light center length at the same price.

SPECIAL LIGHTING SERVICE

6.6 AMPERES



S-Bulb



PS-Bulb

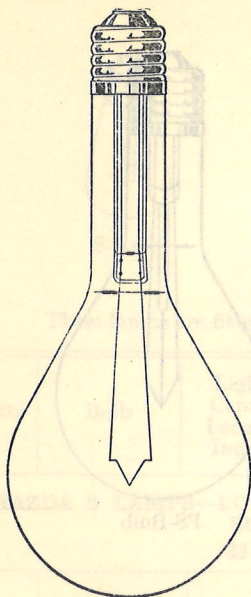
MAZDA C LAMPS

Lumens	Average Volts	Bulb	Screw Base	Std. Pkg. Qty.	Consig- ment Classifi- cation	List Price
600	6.6	S-24½ Clear	Mogul	60	II-Spl.	\$0.85
800	8.3	S-24½ Clear	Mogul	60	II-Spl.	.85
1000	9.9	S-24½ Clear	Mogul	60	II-Spl.	.85
2500	23.1	PS-35 Clear	Mogul	24	II-Spl.	1.60
4000	35.0	PS-35 Clear	Mogul	24	II-Spl.	2.30
6000	51.1	PS-40 Clear	Mogul	12	II-Spl.	2.90

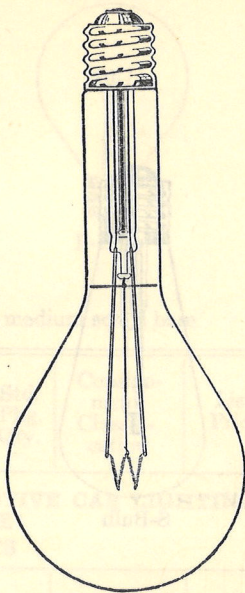
The nominal candle-power of these lamps is one-tenth of their lumen rating.

SPECIAL LIGHTING SERVICE

15 AND 20 AMPERES



4000 Lumens
6000 Lumens



10000 Lumens
15000 Lumens

MAZDA C LAMPS

Lumens	Average Volts	Bulb	Amperes	Std. Pkg. Qty.	Consign- ment Classifi- cation	List Price
4000	14.8	PS-40 Clear	15	12	II-Spl.	\$2.30
6000	15.5	PS-40 Clear	20	12	II-Spl.	2.90
10000	25.9	PS-40 Clear	20	12	II-Spl.	3.60
15000	37.5	PS-40 Clear	20	12	IV	4.50
25000	60.6	PS-52 Clear	20	8	IV	7.00

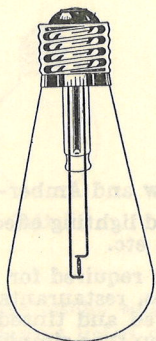
These lamps are fitted with mogul screw base

These lamps are designed for base up burning position. Lamps ordered for base down burning position may be supplied at same price.

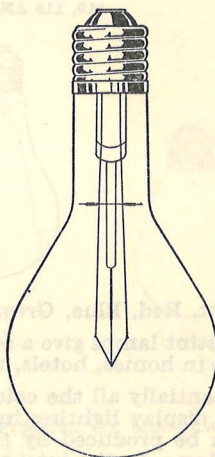
The nominal candle-power of these lamps is one-tenth of their lumen rating.

SPECIAL LIGHTING SERVICE

4, 5.5 AND 7.5 AMPERES



S-Bulb



PS-Bulb

MAZDA C LAMPS

Lu- mens	Bulb	Average Volts			Std. Pkg. Qty.	Consign- ment Classifi- cation	List Price
		4.0 Amp.	5.5 Amp.	7.5 Amp.			
600	S-24½ Clear	10.6	7.5	6.3	60	II-Spl.	\$0.85
800	S-24½ Clear	13.9	9.6	7.5	60	II-Spl.	.85
1000	S-24½ Clear	16.5	11.6	8.8	60	II-Spl.	.85
2500	PS-35 Clear	39.8	26.7	20.1	24	IV	1.60
4000	PS-35 Clear	61.7	40.9	31.2	24	IV	2.30
6000	PS-40 Clear	—	—	45.2	12	IV	2.90


These lamps are fitted with mogul screw base

The nominal candle-power of these lamps is one-tenth of their lumen rating.

NEW STANDARD LINE

COLORED LAMPS (COATED)

110, 115 AND 120 VOLTS



Flametint, Red, Blue, Green, Yellow and Amber-Orange

Flametint lamps give a soft tinted lighting effect often desirable in homes, hotels, theatres, etc.

Substantially all the color effects required for decorative and display lighting in theatres, restaurants, signs, etc., can be produced by the colored and tinted lamps listed below. In the interest of lamp type simplification it is recommended that colored lamp demand be confined to these types which are superior to and supersede the lamps shown on page 35.

Watts	Bulb	Screw Base	Std. Pkg. Qty.	Consign-ment Classifi-cation	List Price
-------	------	------------	----------------	------------------------------	------------

FLAMETINT

15	A-17	Medium	120	III	\$0.37
25	A-19	Medium	120	I	.37
40	A-21	Medium	120	III	.37
50	A-21	Medium	120	III	.39

RED, BLUE, GREEN, YELLOW AND AMBER-ORANGE COLORS

15	A-17	Medium	120	III	\$0.37
25	A-19	Medium	120	III	.37
40	A-21	Medium	120	III	.37
50	A-21	Medium	120	III	.39

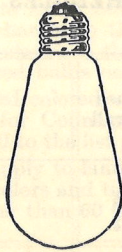
115 V.
COLORED LAMPS (COATED)

SPECIAL LIGHTING SERVICE

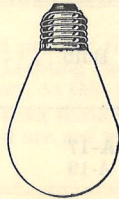
110, 115 AND 120 VOLTS



G-Bulb



S-Bulb



P-Bulb

These lamps will be superseded by the colored and tinted lamps listed on page 34.

Watts	Bulb	Screw Base	Std. Pkg. Qty.	Consignment Classification	List Price
-------	------	------------	----------------	----------------------------	------------

FLAMETINT MAZDA B LAMPS

25	G-18½	Medium	120	II	\$0.50
25	G-25	Medium	60	III	.60
40	G-25	Medium	60	III	.60
50	P-19	Medium	120	III	.40

RED, BLUE, GREEN, YELLOW AND AMBER-ORANGE MAZDA B LAMPS

10	S-14	Medium	120	III	\$0.37
25	S-17	Medium	120	III	.37
40	S-19	Medium	120	III	.37
50	P-19	Medium	120	III	.40

MAXIMUM OVERALL LENGTHS OF LAMPS

EXCEPT AS OTHERWISE INDICATED IN THE
SCHEDULES

Bulb	Inches Overall	Bulb	Inches Overall
A-17	$3\frac{5}{8}$	PS-16	$3\frac{13}{16}$
A-19	$3\frac{15}{16}$	PS-20	$5\frac{3}{16}$
A-21 (40 W)	$4\frac{7}{16}$	PS-22	$5\frac{7}{8}$
A-21 (50 W-230 V)	$4\frac{7}{16}$	PS-25	$6\frac{15}{16}$
A-21 (50 W-115 V)	$4\frac{15}{16}$	PS-30	$8\frac{1}{8}$
A-21 (C.H. & Train)	$4\frac{15}{16}$	PS-35	$9\frac{7}{16}$
A-21 (60 W)	$5\frac{1}{4}$	PS-40	$9\frac{13}{16}$
A-23	$6\frac{1}{16}$	PS-40 (15 & 20 Amp.)	$12\frac{3}{8}$
S-14	$3\frac{1}{2}$	PS-52	$13\frac{1}{8}$
S-17	$4\frac{5}{8}$	T-8	$11\frac{7}{8}$
S-19	$5\frac{3}{16}$	T-10	$5\frac{5}{8}$
S-21	$5\frac{1}{4}$	T-14	$5\frac{1}{2}$
S-24 $\frac{1}{2}$ (Mog. Base)	$7\frac{1}{8}$	T-16	$5\frac{1}{2}$
S-24 $\frac{1}{2}$ (Med. Base)	$6\frac{15}{16}$	T-20	$9\frac{1}{16}$
G-18 $\frac{1}{2}$	$3\frac{9}{16}$	D-10	$3\frac{9}{16}$
G-25	$4\frac{7}{16}$	P-19	$3\frac{7}{8}$
G-30	$5\frac{1}{8}$	P-25	$4\frac{3}{4}$
G-40	$7\frac{1}{16}$		

The letter in the bulb designation indicates its shape and the figure its diameter in eighths of an inch. Thus an S-19 bulb is straight-sided and is $\frac{19}{8}$ or $2\frac{3}{8}$ inches in diameter. G indicates a round (globular), T a tubular, P and PS a pear-shape bulb. The D bulb is a decorative style. **The letter A indicates the new standard line bulb shape with inside frost.**

EXTRA CHARGES FOR SPECIAL FEATURES

Colored and Tinted Lamps (Coated). With the exception of those coated colored and tinted lamps listed on pages 34 and 35 and the lamp mentioned in the following paragraph, the prices of lamps listed in these Schedules when furnished in the coated colors and tints listed below may be obtained by adding the following list charges to the list prices of the clear lamps listed in these Schedules or to the list prices of the frosted lamps when listed in frosted bulbs only.

In computing the coated colored and tinted price of the 25 Watt G-18½ bulb lamp for Country Home Lighting Service listed on page 21, add \$0.10 to the list price shown on that page.

These charges do not apply to lamps other than those listed in these Schedules. The colors and tints named are not recommended on any lamps larger than 60 watts.

List Price of Clear or Frosted Lamps	List Additional Charge for Red, Yellow, Green, Blue, or Amber-Orange colors, and for Ivory or Flame Tints
Less than \$1.00	\$0.15
\$1.00 to 1.99	.25
2.00 to 2.99	.35
3.00 to 3.99	.45
4.00 to 4.99	.55

The extra charges given above apply only to the Manufacturer's standard coated colors and tints.

Natural Colored Lamps. The four lamps in natural colored bulbs listed below cover a large percentage of present demand for natural colored lamps. They will be supplied at additional list charges per lamp over the list prices of clear lamps as indicated.

Watts	Volts	Bulb	List Additional Charge for:	
			Ruby	Green, Blue and Amber
10	110, 115, 120	S-14	\$0.30	\$0.20
25	110, 115, 120	S-17	.30	.20
40	110, 115, 120	S-19	.30	.20
60	110, 115, 120	S-21	.35	.25

The extra charges listed above apply only to the four lamps shown above and to the Manufacturer's standard colored glass.

EXTRA CHARGES FOR SPECIAL FEATURES

(CONTINUED)

Frosting. The prices of all frosted and bowl white lamps in these schedules cover lamps so finished by the Manufacturer's standard spray method only.

The following list additional charges shall be added to the list prices of clear lamps for either white bowl or all frosting such clear lamps.

List Price of Clear Lamps	List Addi- tional Charge for White Bowl or All Frosting	List Price of Clear Lamps	List Addi- tional Charge for White Bowl or All Frosting
Less than \$1.00	\$0.05	\$6.00 to \$6.99	\$0.35
\$1.00 to 1.99	.10	7.00 to 7.99	.40
2.00 to 2.99	.15	8.00 to 8.99	.45
3.00 to 3.99	.20	9.00 to 9.99	.50
4.00 to 4.99	.25	10.00 to 10.99	.55
5.00 to 5.99	.30	11.00 to 11.99	.60

Etching. Additional charges for etching letters or designs may be obtained upon application to the manufacturer. Style of lettering or design should accompany such application.

Orders for large lamps with customer's etching may be filled either short or in excess, within the limits of 5%; except that on orders for less than 40 lamps the shortage or excess may equal but not exceed two lamps.

Etched lamps are not rejectable by the purchaser under the provisions of the standard specifications.

Socket Extension. The new 100 watt, A-23 inside frosted lamp will satisfactorily replace all existing installations of 75 watt MAZDA C lamps. Also, it may be satisfactorily used in all existing 100 watt installations where light center length is not an important factor. In installations where it is important that the light center length be the same as that of the 100 watt lamp in the PS-25 bulb, either the 150 watt lamp should be recommended, or if necessary the new 100 watt lamp may be used with a $\frac{7}{8}$ -inch socket extension, which will be supplied in accordance with the following price schedule:



$\frac{7}{8}$ " Socket
Extension
($\frac{1}{4}$ " Scale)

Standard Package (100).....	\$0.05 each
Unit Package (10).....	.07 each
Less than Unit Package.....	.10 each

These socket extensions are not consignable; prices shown are net.

EXTRA CHARGES FOR SPECIAL FEATURES

(CONTINUED)

Voltage. Approximately 90 per cent of the demand for lamps in the 100—130 voltage range is for lamps of 110, 115 and 120 volts; consequently lamps of only such voltages are listed in the Price Schedules of standard lamps. Nine-tenths of the remaining demand for lamps in this voltage range is for lamps of 112, 118, 125 and 130 volts and these lamps, although not regularly carried in stock in all places, are obtainable at the same price.

As lamps for 220, 230, 240 and 250 volts cover approximately 90 per cent of the demand, lamps for other voltages between 200 and 260 are not regularly carried in stock in all places but may be obtained at the same prices.

Lamps for 265, 270, 280, 285, 290, 295 and 300 volts may be supplied at the same list prices as those for 275 volts.

Special Basing. The prices listed cover only lamps fitted with unskirted bases unless otherwise indicated. The price of lamps fitted with bases other than listed may be obtained on application.

Special Lamps. Any lamp requiring a change in construction from the standard, such as shape or color of bulb, tipped bulb, number of loops in filament, number of anchors, wattage, voltage, amperage, etc., will take a special price, which may be obtained upon application.

As it is impossible to always produce an exact quantity of any special lamps ordered, or of any lamps to be made tipped (when listed as tipless), or of any lamps to be furnished with natural colored, coated colored or tinted bulbs, all such orders may be filled either short or in excess, within the limits of 10 per cent, except that on orders for 20 lamps or less, the shortage or excess will not exceed two lamps.

DISCOUNT SCHEDULE

Net Value (Exclusive of freight charges)	DISCOUNTS	
	Standard Package Quantities	Broken Package Quantities
TO CONSUMERS PURCHASING UNDER FORMS E AND CE		
Less than \$75	10%	0%
\$75	15%	5%
\$150	18%	8%
\$300	21%	11%
\$600	24%	14%
\$1,200	27%	17%
\$2,500	29%	19%
\$5,000	31%	21%
\$10,000	33%	23%
\$20,000	34%	24%
\$30,000	35%	25%
\$50,000	36%	26%
\$100,000	37%	27%
\$150,000	38%	28%
\$225,000	39%	29%
\$300,000	40%	30%

TO PURCHASERS WITHOUT CONTRACT

Any	10%	0%
-----	-----	----

Provision is made for contracts on less than the \$75 basis in order that Purchasers not at the time eligible to at least the \$75 basis, may obtain the greatest discounts justified by their total purchases within a year, in case purchases amount to \$75 or more.

No MAZDA lamps other than those of the brand specified in the contract to which these schedules are attached shall be considered in arriving at the price which the Purchaser agrees to pay for lamps purchased under said contract.

Standard package discounts on all large MAZDA lamps can be given on orders for, and shipment to one point at one time of exact standard package quantities or multiples thereof. It is allowable, however, to combine in one standard package all sizes of large MAZDA lamps having the same standard package quantity. Such lamps may be of different voltages and finish of bulb.

FREIGHT ALLOWANCES and CHARGES to PURCHASERS

All lamps listed in price schedules may be sold and billed to Purchasers f.o.b. point of shipment, with freight allowed, on shipments consisting of not less than one standard package, to all points in domestic territory except Alaska, Porto Rico, Virgin Islands, Hawaiian Islands and Panama Canal Zone. Shipments to points in Alaska, Porto Rico, Virgin Islands, Hawaiian Islands and Panama Canal Zone may be made f.o.b. nearest point of export.

Domestic territory shall be considered to be the United States, its territories and dependencies, including the Hawaiian Islands, the Panama Canal Zone, Porto Rico, and the Virgin Islands, but not the Philippines, which with the rest of the world shall be regarded as foreign territory.

Claims for loss or damage must be filed within six months after date of delivery or in case of non-delivery within six months after a reasonable time for delivery has elapsed. Claims for concealed damage will be accepted by carriers only when such damage has been reported to them within fifteen days after delivery. Purchasers desiring the assistance of the Manufacturer in filing such claims must report them to the Manufacturer within a reasonable time so as to enable the Manufacturer to comply with the common carrier's requirements.

ABBREVIATIONS IN INDEX

Bl.....	Blue
Cand.....	Candelabra
C. H.....	Country home
Cl.....	Clear
Col.....	Colored red, blue, green, yellow or amber-orange
Cons. Class.....	Consignment classification
Day	Daylight
Dec.....	Decorative
Flood.....	Flood lighting
Fr.....	Frosted
F. T.....	Flametint
Gen'l.....	General
L. C.....	Locomotive cab
L. H.....	Locomotive headlight
Ltg. Serv.....	Lighting service
M.....	Mill type
Med.....	Medium
Mog.....	Mogul
Proj.....	Projection
Sp., Spl. and Spec.	Special
Spot.....	Spotlight
St. Ry.....	Street railway
St. Sr.....	Street series
W. B.....	White Bowl
Wh.....	White
115.....	110, 115 and 120
230.....	220, 230, 240 and 250

INDEX

For explanation of abbreviations, see Page 41.

Watts	Volts	Bulb	MAZDA B or MAZDA C Lamp	Screw Base	Std. Pkg. Qty.	Ltg. Serv.	List- ed on Page	Cons. Class.	List Price
10	28-32	S-17 cl.....	B	Med.	120	C. H.	21	II-Sp.	\$0.27
10	115	S-14 cl.....	B	Med.	120	Sign	29	I-Sp.	.27
10	115	S-14 cl.....	B	Med.	120	Gen'l	11	III	.27
10	115	S-14 col.†....	B	Med.	120	Spec.	35	III	.37
15	28-32	A-17.....	—	Med.	120	C. H.	8	I-Sp.	.35
15	28-32	S-17 cl.....	B	Med.	120	C. H.	21	II-Sp.	.27
15	28-32	PS-16 wh....	C	Med.	120	C. H.	22	IV	.40
15	30 to 34	A-17.....	—	Med.	120	Train	9	III-Sp.	.35
15	30 to 34	G-18½ cl....	B	Med.	120	Train	27	IV	.35
15	30 to 34	PS-16 fr....	C	Med.	120	Train	28	IV	.40
15	33	S-14 cl.....	B	Med.	120	L. C.	30	III-Sp.	.27
15	33	S-17 cl.....	B	Med.	120	L. C.	30	IV	.27
15	60 to 65	A-17.....	—	Med.	120	Train	9	III-Sp.	.35
15	60 to 65	G-18½ cl....	B	Med.	120	Train	29	IV	.35
15	115	A-17.....	—	Med.	120	Dec.	10	I	.27
15	115	A-17 col.†....	—	Med.	120	Spec.	34	III	.37
15	115	A-17 F. T....	—	Med.	120	Spec.	34	III	.37
15	115	S-14 blue....	B	Med.	120	Sign	20	II-Sp.	.37
15	115	S-17 cl.....	B	Med.	120	Gen'l	11	II	.27
15	115	S-17 fr.....	B	Med.	120	Gen'l	12	III	.32
15	115	G-18½ fr....	B	Med.	120	Gen'l	12	II	.40
15	115	D-10 fr.....	B	Cand.	60	Dec.	10	II	.50
23	*115	S-17 cl.....	B	Med.	120	St. Ry.	26	III-Sp.	.27
23	*115	G-18½ cl....	B	Med.	120	St. Ry.	26	III-Sp.	.75
25	28-32	A-19.....	—	Med.	120	C. H.	8	I-Sp.	.35
25	28-32	S-17 cl.....	B	Med.	120	C. H.	21	II-Sp.	.27
25	28-32	G-18½ fr....	B	Med.	120	C. H.	21	II-Sp.	.40
25	28-32	PS-16 wh....	C	Med.	120	C. H.	22	II-Sp.	.40
25	30 to 34	A-19.....	—	Med.	120	Train	9	III-Sp.	.35
25	30 to 34	S-17 cl.....	B	Med.	120	Train	27	IV	.27
25	30 to 34	G-18½ cl....	B	Med.	120	Train	27	IV	.35
25	30 to 34	PS-16 fr....	C	Med.	120	Train	28	IV	.40
25	60 to 65	A-19.....	—	Med.	120	Train	9	III-Sp.	.35
25	60 to 65	S-17 cl.....	B	Med.	120	Train	29	IV	.27

† These prices apply only to our standard coated colors: red, blue, green, yellow and amber-orange.

* This voltage designates 105, 110, 115, 120, 125 and 130 volts. Other volts listed as 115 designate 110, 115 and 120 volts.

INDEX

For explanation of abbreviations, see Page 41.

Watts	Volts	Bulb	MAZDA B or MAZDA C Lamp	Screw Base	Std. Pkg. Qty.	Ltg. Serv.	List- ed on Page	Cons. Class.	List Price
25	60 to 65	G-18½ cl....	B	Med.	120	Train	29	IV	\$0.35
25	115	A-19.....	—	Med.	120	Gen'l	6	I	.27
25	115	A-19 col.†...	—	Med.	120	Spec.	34	III	.37
25	115	A-19 F.T....	—	Med.	120	Spec.	34	I	.37
25	115	S-17 cl.....	B	Med.	120	Gen'l	11	II	.27
25	115	S-17 fr.....	B	Med.	120	Gen'l	12	II	.32
25	115	S-17 col.†....	B	Med.	120	Spec.	35	III	.37
25	115	G-18½ fr. &...	B	Med.	120	Gen'l	12	II	.40
25	115	G-18½ F.T...	B	Med.	120	Spec.	35	II	.50
25	115	G-25 fr.....	B	Med.	60	Gen'l	12	II	.50
25	115	G-25 F.T....	B	Med.	60	Spec.	35	III	.60
25	115	T-10 cl.....	B	Med.	60	Gen'l	13	II-Sp.	.45
25	115	P-19 cl. (M) .	B	Med.	120	Gen'l	11	II	.30
25	115	P-19 fr.....	B	Med.	120	Gen'l	12	II	.35
25	115	P-19 bl.....	B	Med.	120	Sign	20	I-Sp.	.45
25	230	A-19.....	—	Med.	120	230 v.	7	I-Sp.	.32
25	230	P-19 cl.....	B	Med.	120	230 v.	17	II-Sp.	.32
36	*115	S-19 cl.....	B	Med.	120	St. Ry.	26	III-Sp.	.27
36	*115	G-18½ cl....	B	Med.	120	St. Ry.	26	III-Sp.	.75
40	28-32	S-19 cl.....	B	Med.	120	C. H.	21	II-Sp.	.27
40	115	A-21.....	—	Med.	120	Gen'l	6	I	.27
40	115	A-21 col.†...	—	Med.	120	Spec.	34	III	.37
40	115	A-21 F. T...	—	Med.	120	Spec.	34	III	.37
40	115	S-19 cl.....	B	Med.	120	Gen'l	11	II	.27
40	115	S-19 fr.....	B	Med.	120	Gen'l	12	II	.32
40	115	S-19 col.†....	B	Med.	120	Spec.	35	III	.37
40	115	G-25 fr.....	B	Med.	60	Gen'l	12	II	.50
40	115	G-25 F. T....	B	Med.	60	Spec.	35	III	.60
40	115	T-8 cl.....	B	Med.	24	Gen'l	13	IV	1.15
50	28-32	A-21.....	—	Med.	120	C. H.	8	I-Sp.	.40
50	28-32	PS-20 wh....	C	Med.	60	C. H.	22	II-Sp.	.40
50	28-32	PS-20 cl.....	C	Med.	60	C. H.	22	II-Sp.	.40
50	30 to 34	A-21.....	—	Med.	120	Train	9	III-Sp.	.40
50	30 to 34	PS-20 cl.....	C	Med.	60	Train	28	IV	.40
50	30 to 34	PS-20 W. B..	C	Med.	60	Train	28	IV	.45
50	60 to 65	A-21.....	—	Med.	120	Train	9	III-Sp.	.40

†These prices apply only to our standard coated colors: red, blue, green, yellow and amber-orange.

*This voltage designates 105, 110, 115, 120, 125 and 130 volts. Other volts listed as 115 designate 110, 115 and 120 volts.

INDEX

For explanation of abbreviations, see Page 41.

Watts	Volts	Bulb	Mazda B or Mazda C Lamp	Screw Base	Std. Pkg. Qty.	Ltg. Serv.	List- ed on Page	Cons. Class.	List Price
50	60 to 65	PS-20 cl.	C	Med.	60	Train	29	IV	\$0.40
50	115	A-21.	—	Med.	120	Gen'l	6	I	.29
50	115	A-21 col.†...	—	Med.	120	Spec.	34	III	.39
50	115	A-21 F. T....	—	Med.	120	Spec.	34	III	.39
50	115	S-19 cl.	B	Med.	120	Gen'l	11	II	.27
50	115	P-19 cl.(M)..	B	Med.	120	Gen'l	11	II	.30
50	115	P-19 bl.	B	Med.	120	Sign	20	II-Sp.	.45
50	115	P-19 col.†....	B	Med.	120	Spec.	35	III	.40
50	115	P-19 F. T....	B	Med.	120	Spec.	35	III	.40
50	115	PS-20 cl.	C	Med.	60	Gen'l	14	II	.40
50	115	PS-20 wh....	C	Med.	60	Gen'l	12	II	.40
50	115	PS-20 day...	C	Med.	60	Gen'l	16	III	.60
50	230	A-21.	—	Med.	120	230 v.	7	I-Sp.	.32
50	230	P-19 cl.	B	Med.	120	230 v.	17	II-Sp.	.32
50	275	P-19 cl.	B	Med.	120	Mine	17	II-Sp.	.47
56	*115	S-21 cl.	B	Med.	120	St. Ry.	26	III-Sp.	.32
56	*115	P-25 cl.	B	Med.	60	St. Ry.	26	IV	.90
60	115	A-21.	—	Med.	120	Gen'l	6	I	.32
60	115	S-21 cl.	B	Med.	120	Gen'l	11	II	.32
75	28-32	PS-22 cl.	C	Med.	60	C. H.	22	II-Sp.	.50
75	30 to 34	PS-22 cl.	C	Med.	60	Train	28	IV	.50
75	60 to 65	PS-22 cl.	C	Med.	60	Train	29	IV	.50
75	115	PS-22 wh....	C	Med.	60	Gen'l	12	II	.50
75	115	PS-22 cl.	C	Med.	60	Gen'l	14	II	.45
75	115	PS-22 day...	C	Med.	60	Gen'l	16	II	.65
94	*115	S-24½ cl....	B	Med.	60	St. Ry.	26	III-Sp.	.85
94	*115	P-25 cl.	B	Med.	60	St. Ry.	26	III-Sp.	1.15
100	28-32	A-23.	—	Med.	60	C. H.	8	I-Sp.	.50
100	28-32	PS-25 cl.	C	Med.	24	C. H.	22	II-Sp.	.60
100	30 to 34	A-23.	—	Med.	60	Train	9	III-Sp.	.50
100	30 to 34	PS-25 cl.	C	Med.	24	Train	28	IV	.60
100	32	P-25 cl.	C	Med.	60	L. H.	30	III-Sp.	1.00
100	60 to 65	A-23.	—	Med.	60	Train	9	III-Sp.	.50
100	60 to 65	PS-25 cl.	C	Med.	24	Train	29	IV	.60

† These prices apply only to our standard coated colors: red, blue, green, yellow and amber-orange.

* This voltage designates 105, 110, 115, 120, 125 and 130 volts. Other volts listed as 115 designate 110, 115 and 120 volts.

INDEX

For explanation of abbreviations, see Page 41.

Watts	Volts	Bulb	Mazda B or Mazda C Lamp	Screw Base	Std. Pkg. Qty.	Ltg. Serv.	List- ed on Page	Cons. Class.	List Price
100	115	A-23.	—	Med.	24	Gen'l	6	I	\$0.45
100	115	P-25 cl.	C	Med.	60	Spot.	24	II-Sp.	1.00
100	115	PS-25 wh.	C	Med.	24	Gen'l	12	II	.50
100	115	PS-25 cl.	C	Med.	24	Gen'l	14	II	.45
100	115	PS-25 W.B.	C	Med.	24	Gen'l	15	II	.50
100	115	PS-25 day.	C	Med.	24	Gen'l	16	II	.75
100	230	A-23.	—	Med.	24	230 v.	7	I-Sp.	.55
100	230	PS-25 cl.	C	Med.	24	230 v.	18	II-Sp.	.55
100	230	PS-25 W.B.	C	Med.	24	230 v.	19	II-Sp.	.60
150	115	PS-25 cl.	C	Med.	24	Gen'l	14	II	.60
150	115	PS-25 W.B.	C	Med.	24	Gen'l	15	II	.65
150	115	PS-25 day.	C	Med.	24	Gen'l	16	II	1.00
200	115	PS-30 cl.	C	Med.	24	Gen'l	14	II	.80
200	115	PS-30 W.B.	C	Med.	24	Gen'l	15	II	.85
200	115	PS-30 day.	C	Med.	24	Gen'l	16	II	1.30
200	230	PS-30 cl.	C	Med.	24	230 v.	18	II-Sp.	1.00
200	230	PS-30 W.B.	C	Med.	24	230 v.	19	II-Sp.	1.10
250	32	P-25 cl.	C	Med.	60	L. H.	30	III-Sp.	1.75
250	115	G-30 cl.	C	Med.	24	Spot.	24	III-Sp.	1.75
250	115	G-30 cl.	C	Med.	24	Flood.	25	II-Sp.	1.75
250	115	T-14 cl.	C	Med.	24	Proj.	23	II-Sp.	1.65
300	28-32	T-16 cl.	C	Med.	12	Proj.	23	IV	2.75
300	115	PS-35 cl.	C	Mog.	24	Gen'l	14	II	1.25
300	115	PS-35 W.B.	C	Mog.	24	Gen'l	15	II	1.35
300	115	PS-35 day.	C	Mog.	24	Gen'l	16	II	1.85
300	230	PS-35 cl.	C	Mog.	24	230 v.	18	II-Sp.	1.50
300	230	PS-35 W.B.	C	Mog.	24	230 v.	19	II-Sp.	1.60
400	115	G-30 cl.	C	Med.	24	Spot.	24	III-Sp.	3.00
500	115	G-40 cl.	C	Mog.	12	Flood.	25	II-Sp.	3.25
500	115	T-20 cl.	C	Med.	6	Proj.	23	II-Sp.	3.00
500	115	PS-40 cl.	C	Mog.	12	Gen'l	14	II	2.00
500	115	PS-40 W.B.	C	Mog.	12	Gen'l	15	II	2.15
500	115	PS-40 day.	C	Mog.	12	Gen'l	16	IV	2.85
500	230	PS-40 cl.	C	Mog.	12	230 v.	18	II-Sp.	2.40
500	230	PS-40 W.B.	C	Mog.	12	230 v.	19	II-Sp.	2.55


INDEX

For explanation of abbreviations, see Page 41.

Watts	Volts	Bulb	MAZDA B or MAZDA C Lamp	Screw Base	Std. Pkg. Qty.	Ltg. Serv.	List- ed on Page	Cons. Class.	List Price
750	115	PS-52 cl.	C	Mog.	8	Gen'l	14	III	\$3.50
750	115	PS-52 W.B...	C	Mog.	8	Gen'l	15	IV	3.70
750	230	PS-52 cl.	C	Mog.	8	230 v.	18	IV	4.00
750	230	PS-52 W.B...	C	Mog.	8	230 v.	19	IV	4.25
1000	115	PS-52 cl.	C	Mog.	8	Gen'l	14	III	3.75
1000	115	PS-52 W.B...	C	Mog.	8	Gen'l	15	IV	3.95
1000	115	T-20 cl.	C	Mog.	6	Proj.	23	II-Sp.	6.50
1000	230	PS-52 cl.	C	Mog.	8	230 v.	18	IV	4.50
1000	230	PS-52 W.B...	C	Mog.	8	230 v.	19	IV	4.75

Lu- mens	Amperes	Bulb	MAZDA B or MAZDA C Lamp	Screw Base	Std. Pkg. Qty.	Ltg. Serv.	List- ed on Page	Cons. Class.	List Price
600	4, 5.5 & 7.5	S-24½ cl..	C	Mog.	60	St.Sr.	33	II-Sp.	\$0.85
600	6.6	S-24½ cl..	C	Mog.	60	St.Sr.	31	II-Sp.	.85
800	4, 5.5 & 7.5	S-24½ cl..	C	Mog.	60	St.Sr.	33	II-Sp.	.85
800	6.6	S-24½ cl..	C	Mog.	60	St.Sr.	31	II-Sp.	.85
1000	4, 5.5 & 7.5	S-24½ cl..	C	Mog.	60	St.Sr.	33	II-Sp.	.85
1000	6.6	S-24½ cl..	C	Mog.	60	St.Sr.	31	II-Sp.	.85
2500	4, 5.5 & 7.5	PS-35 cl. .	C	Mog.	24	St.Sr.	33	IV	1.60
2500	6.6	PS-35 cl. .	C	Mog.	24	St.Sr.	31	II-Sp.	1.60
4000	4, 5.5 & 7.5	PS-35 cl. .	C	Mog.	24	St.Sr.	33	IV	2.30
4000	6.6	PS-35 cl. .	C	Mog.	24	St.Sr.	31	II-Sp.	2.30
4000	15	PS-40 cl. .	C	Mog.	12	St.Sr.	32	II-Sp.	2.30
6000	6.6	PS-40 cl. .	C	Mog.	12	St.Sr.	31	II-Sp.	2.90
6000	7.5	PS-40 cl. .	C	Mog.	12	St.Sr.	33	IV	2.90
6000	20	PS-40 cl. .	C	Mog.	12	St.Sr.	32	II-Sp.	2.90
10000	20	PS-40 cl. .	C	Mog.	12	St.Sr.	32	II-Sp.	3.60
15000	20	PS-40 cl. .	C	Mog.	12	St.Sr.	32	IV	4.50
25000	20	PS-52 cl. .	C	Mog.	8	St.Sr.	32	IV	7.00

FOOT-CANDLE METER



Approx. $\frac{1}{3}$ size

The Foot-Candle Meter is a small, self-contained instrument for measuring illumination, in terms of Foot-Candles. This unit has become recognized as the popular as well as the scientific measure of illumination, making the application of this instrument very practical. Technical knowledge is not required in the use of the Meter because the adjustment is simple, and readings are readily made at a glance.

The Foot-Candle Meter meets the demand for a handy portable instrument which can be used for measuring the light delivered anywhere on the work or on illuminated objects. This effective or useful light is what the consumer is actually buying, hence a knowledge of it becomes essential if economies and improvements are to be attained.

Factory tests have proven that better illumination results in better work and greater production. Retail store and window tests likewise show how light facilitates merchandizing. From such tests, tables have been compiled to show the proper Foot-Candle intensities for different industries and conditions. These tables are supplied with each Meter, together with complete instructions.

APPROXIMATE WEIGHTS:


Meter only	3 lbs.
Meter and Case	4 lbs.
Packed for Shipment	7 lbs.

SIZE OF METER

8x6x1 $\frac{1}{2}$ in.

PRICE

\$25.00 Net



250

1926

